

Recombinant Cynomolgus CD3E & CD3D/CD3 epsilon & CD3 delta (hFc Tag)

产品信息

产品名称	产品编号	规格
Recombinant Cynomolgus CD3E & CD3D/CD3 epsilon & CD3 delta (hFc Tag)	93342ES25	25 µg
	93342ES60	100 µg
	93342ES76	500 µg
	93342ES80	1 mg

产品描述

T-cell surface glycoprotein CD3 epsilon & CD3 delta chain, also known as CD3E & CD3D, are single-pass type I membrane proteins. When antigen presenting cells (APCs) activate T-cell receptor (TCR), TCR-mediated signals are transmitted across the cell membrane by the CD3 chains CD3D, CD3E, CD3G and CD3Z. All CD3 chains contain immunoreceptor tyrosine-based activation motifs (ITAMs) in their cytoplasmic domain.

产品性质

别名	CD3; CD3e; CD3E; CD3d; T3D; CD3D; CD3E&CD3D; CD3 delta&CD3 epsilon
Uniprot No.	Q95LI5.2(CD3E)&Q95LI8(CD3D)
表达区间及表达系统	Recombinant Cynomolgus CD3E&CD3D/CD3 epsilon&CD3 delta Protein is expressed from HEK293 Cells with hFc tag at the C-terminal. It contains Gln22-Asp117 (CD3E) & Phe22 - Ala105 (CD3D).
分子量	Approximately 36.9 kDa (CD3E) and 35.4 kDa (CD3D). Due to glycosylation, the protein migrates to 58-62 kDa (CD3E) and 44-46 kDa (CD3D) based on Tris-Bis PAGE result.
纯度	> 95% as determined by SDS-PAGE and HPLC.
活性	ELISA Data: Immobilized Cynomolgus CD3E&CD3D, hFc Tag at 0.5µg/ml (100µl/Well). Dose response curve for Biotinylated Anti-CD3E&CD3D Antibody, mFc Tag with EC50 of 13.9ng/ml determined by ELISA.
内毒素	< 1.0 EU per 1µg of the protein by the LAL method.
制剂	Lyophilized from 0.22 µm filtered solution in PBS (pH 7.4). Normally 5% trehalose is added as protectant before lyophilization.
复溶	Centrifuge tubes before opening. Reconstituting to a concentration more than 100 µg/mL is recommended (usually we use 1 mg/mL solution for lyophilization). Dissolve the lyophilized protein in distilled water.

运输与保存方法

冰袋运输。-20°C至-80°C保存，一年有效期。

复溶后，-20 至 -80°C，在未开封状态下保存 3-6 个月。复溶后，2-8°C 保存 2-7 天。

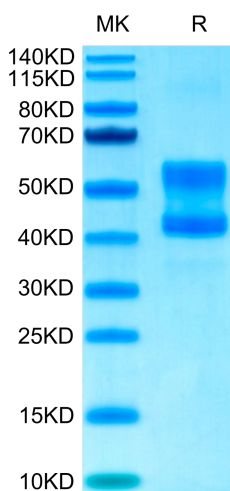
建议第一次使用时分装冻存，避免反复冻融。

注意事项

1. 避免反复冻融。
2. 为了您的安全和健康，请穿实验服并戴一次性手套操作。
3. 本产品仅作科研用途！

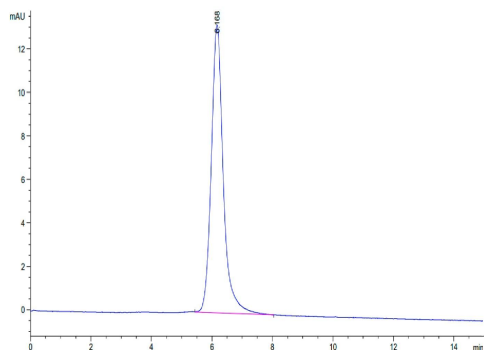
产品数据

Tris-Bis PAGE



Cynomolgus CD3E&CD3D on Tris-Bis PAGE under reduced conditions. The purity is greater than 95%.

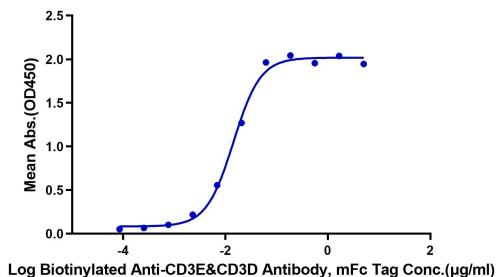
SEC-HPLC



The purity of Cynomolgus CD3E&CD3D was greater than 95% as determined by SEC-HPLC.

ELISA Data

Cynomolgus CD3E&CD3D, hFc Tag ELISA
0.05 μ g Cynomolgus CD3E&CD3D, hFc Tag Per Well



Immobilized Cynomolgus CD3E&CD3D, hFc Tag at 0.5 μ g/ml (100 μ l/Well). Dose response curve for Biotinylated Anti-CD3E&CD3D Antibody, mFc Tag with EC50 of 13.9ng/ml determined by ELISA.